

Widget 360

Description


This widget 360 provides a 3D view of a host dependency tree.

This widget can be very usefull for complex dependency tree:

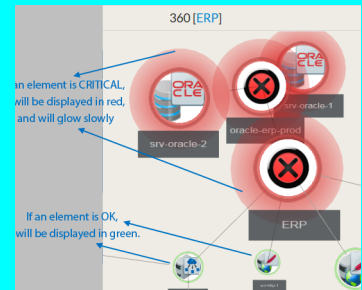
- A complex dependency tree is difficult to see in the Dependency Graph Widget.
- The Widget 360 provides a clear overview of the tree.

Each tree node contains the following information of the host:

- Its name
- Its status
- An icon of the host's type. The icon is based on tags detected during the configuration phase.



(example: an Apache host will have the feather icon)



From the chosen host, it displays the 3D dependency tree up to 10 jumps (dependency links between elements defined in the [Configuration UI](#))

NOTE

The 360 widget displays only hosts.


But if a check on the host has a Critical or a Warning state, the host will also be displayed in the same state.

Usage

Center an element in the view:

- Double click on an element, a blue wired box will surround, indicating it's now selected.
- The view will pan and update zoom level accordingly.

Orbit around the selected element:



- While keeping left mouse button pressed, move the mouse to orbit around the selected element.
- to change the orbiting center, center the view on an other element.

Pan View:

While keeping the right mouse button pressed, move mouse to pan view.

Configuration

1. Select a host or cluster name in the first list.
 - The total number of hosts and clusters will be displayed near "Select Host/Cluster" (1).
 - If no host selected yet, the list of available hosts will automatically opened.
 - You can search (filter) for a host name, typing into the input on top of the list.
 - You can clean the current selection by clicking on the swipe icon (2).
2. When configured, press the SUBMIT button (3).

