

Widgets

List

In a Dashboard, you can use the following list of widgets:

- [Status](#),
- [SLA \(Service Level Agreement\)](#)
- [Dependency Graph](#),
- [Root problems](#),
- [Graphs](#),
- [Web Page](#),
- [360](#)

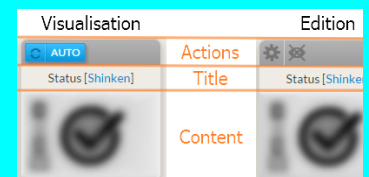
Overview

Widgets are included in a Dashboard. They have a different behaviour if the Dashboard is in visualization or in edit mode (see [Dashboard chapter](#)).

All widgets are composed of 3 parts:

The Action bar

- In Visualization mode
 - only the refresh button is available
- In Edit mode
 - the refresh button is replaced by action button (configuration, delete and set favorite only for status and SLA widgets)



The title section which contains

This field contains:

- the type of widget
- The name of the element use as source data to display the widget content.

The content section is specific to each type of widget

- In Visualization mode
 - the user can click inside the title or content section to open the detailed view of the reference element (see [Host Detail Panel chapter](#))
- In Edit mode
 - widget can be moved by dragging them

Configuration

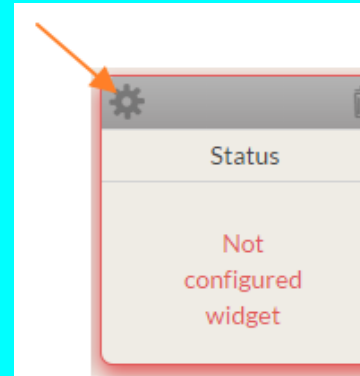
Each widget needs to be configured in order to display information.

It will be easy to locate un-configured widget:

- They are surrounded by a red shadow.
- "Not Configured Widget" is displayed inside.

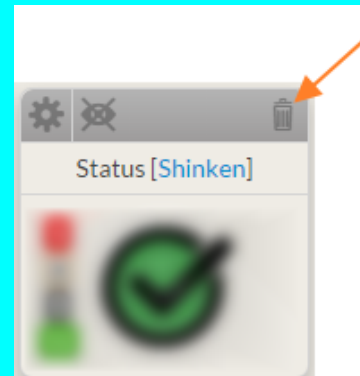
Enter in Dashboard Edit mode and click on the wheel icon (in the top left corner of the widget box) to open the configuration pop-up.

Configuration options depends on the widget type and will be detailed in chapters describing the widget behaviour.



Delete

You can remove the widget by clicking on the garbage can icon.



Favorite widget

In the hive, the tile status is determined by up to 3 favorite widget (See [Hive chapter](#)). The summary of these 3 widgets is displayed around the status.

You can select up to 3 widgets as favorite.

- In Edit mode
- Click on the eye icon in the widget action bar (in top left corner).

Only 2 types of widgets can be set as favorite :

- Status
- SLA

When a widget is set as favorite, the header is orange and the eye icon is displayed.

If you already have set 3 favorites, the following pop-up will be displayed to warn you that setting a new one is impossible.

