

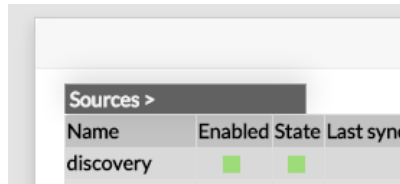
Network Discovery

Shinken Enterprise allows you to detect network checks and physical type of your servers located in your IT.


Edit and add new network scan list

The network scan can be setup directly in the [Administration Interface](#).

First click on the discovery source in the home page.




Then click on the "See network scan list" button:

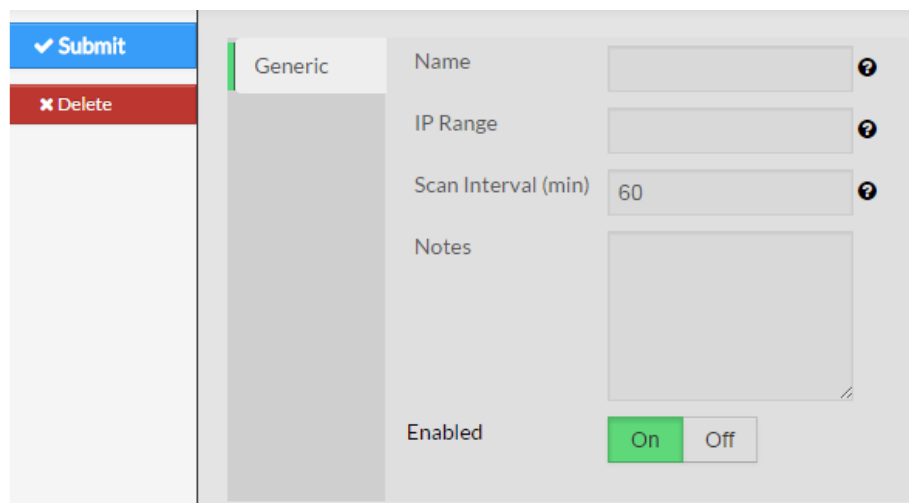


You can list the current network scan in the **Discovery** menu.

You can enable new scan with the **Add new scan** button.




And you will see the configuration of a new scan:



You must set up the following parameters:

- Name
- IP range: must match a *nmap* command range definition

 for example: 172.16.1.1-254

- Scan interval, in minutes
- You can setup notes about this scan

Adding a new scan will automatically enable it and your new hosts or your new tags will appear in a few minutes.

Add new port to host template rule

Without rules, the raw data that is being generated by the discovery scripts is useless. The rules are defined in the **/etc/shinken/discovery_rules.cfg** file.

Here is an example of how to set the ftp host template for anything that is detected by nmap with the TCP/21 port open:

There are three main parts for a rule:

- **discoveryrule_name**: should be unique
- **creation_type**: should be host
- **openports**: regexp about the port that will be match. The **^** and **\$** is for the regexp thing, so **21** and only **21** will be match, and not **210** for example.
- **+use**: This mentions the template from which the generated object will inherit from. You can add as many properties as you want.

```
define discoveryrule {
    discoveryrule_name    FtpRule
    creation_type          host
    openports              ^21$
    +use                   ftp
}
```

Port	Host template
27017	<i>mongodb</i>
53	<i>dns</i>
25	<i>smtp</i>
465	<i>smtps</i>
3306	<i>mysql</i>
22	ssh
110	pop3
995	pop3s
9100	printer-hp
1521	oracle
80	http
443	https
1433	mssql
2301	hp-asm
143	imap
993	imaps
389	ldap
636	ldaps

Security: nmap command parameters	
Here are the the parameters used by the nmap command used by this module:	
<ul style="list-style-type: none"> • -sU • -sT • --min-rate 1000 • --max-retries 3 • -T4 • -O 	