

Create a Check

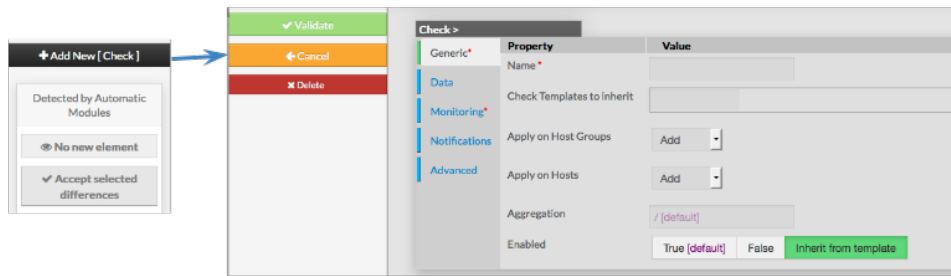
How

To create a new Check, use the button "Add new [Check]" located in the Action (surrounded by red in the exemple)

The Check creation form (empty) will be replace the list of checks.

Check creation form will be displayed.

ToolBar



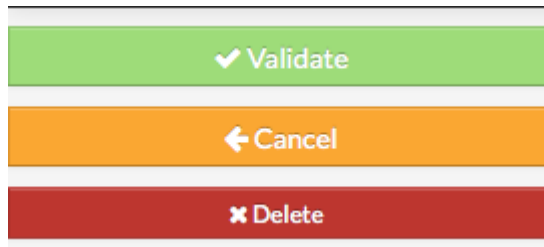
This form is composed of tabs, corresponding to categories of properties :

- Generic
- Data
- Monitoring
- Notifications
- Advanced

For each category, a corresponding form is displayed.

The left menu give to Administrators the ability to :

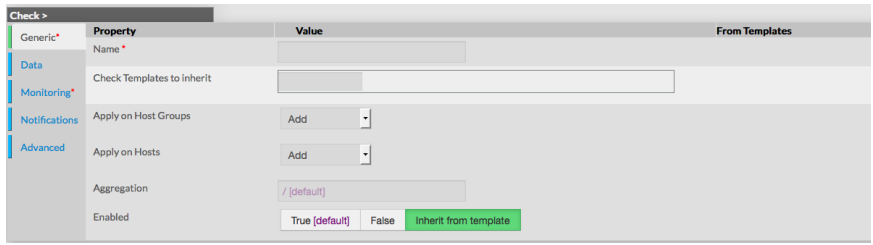
- Validate the new Check
- Cancel the action
- Delete the Check



Generic

Generic properties contains the minimum properties required to create an Host :

- **Name**
 - the name of the Check
 - this field is **required**
- **Host Templates to inherit**
 - list of templates the new host should inherit to
 - templates name are suggested when starting to fill the field
- **Apply on Host Groups**
 - a list of available Hostgroups the check should be applied
 - more than one Hostgroups can be selected
- **Apply on Hosts**
 - a list of available Hosts the new check should be applied
 - more than one hosts can be selected



- **Aggregation**
 - Path (/ seperated) to place the Check in a tree on the Visualization Interface
- **Enabled**
 - this property determines if the check will be used or not by Shinken
 - a disabled check is still present in configuration, but is not scheduled, is not applied on hosts and is not visible on the WebUI
 - by default, value of Check Template is used

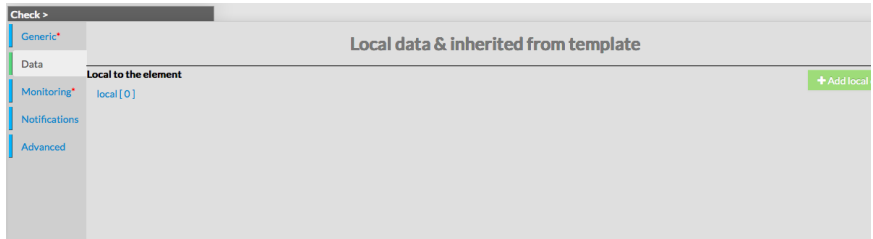
Data

Data is used to show and create variables used by Shinken to perform checks.

Those values are also called **Macros**.

As shown on the picture, when creating a new check, no data are available, even if the new check inherit from Template

To see data that will be applied to check, it is necessary to first validate the new check, and come back to its configuration.



Data are displayed in two sections :

- **Local** : data for this check only (custom data)
- **From Templates** : data inherited from one or more templates

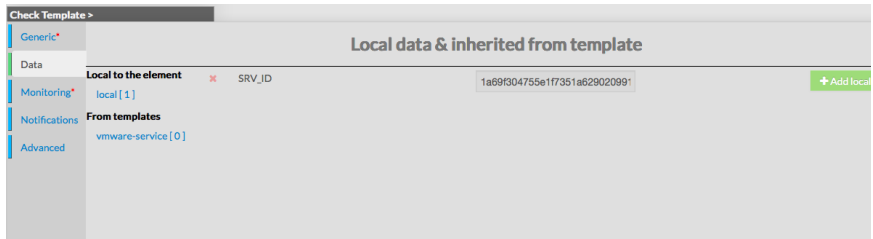
Data from templates are seperated by template names.

This allow Administrators to see what and where data have been get.

Data are represented by a **Key** and a **Value**.

*When data are **local**, both of them can be modified.*

*When data are **inherited**, only values can be modified.*



Monitoring

Monitoring is defined by the following properties :

- **Maintenance Period**
 - defines a recurring downtime for the check. During the selected period, no notifications are sent
 - value is taken from the list of [Time Periods](#)
 - value is none per default, which means no downtime for the check
- **Check Period**
 - defines the period on which check will be executed
 - field is a list of values, corresponding to timeperiods defined in [Time Periods](#)
 - value is taken from templates if any, or default value is filled
- **Check Command**
 - defines the short name of the command used to execute the check
 - field is a list of choices, defined by the [Commands](#) configuration
 - value is taken from templates if any, or default value is filled
 - **Args**
 - used to pass arguments to the Check Command
 - by default this value is empty
- **Max Check Attempts**
 - defines the number of failed check attempt before declaring the check as critical
 - value is taken from templates if any, or default value is filled
- **Check Interval**
 - defines the number of minutes between two execution of the check
 - value is taken from templates if any, or default value is filled

The screenshot shows the 'Check >' configuration page in Nagios. It features a table with columns for 'Property' and 'Value'. The 'Value' column contains dropdown menus and checkboxes. A 'From Templates' button is visible in the top right corner. The 'Monitoring' tab is selected in the left sidebar.

Property	Value
Maintenance Period	-
Check Period	24x7 [default]
Check Command *	- Args
Max Check Attempts *	
Check Interval (*60s) *	
Retry Interval (*60s) *	
Active Checks Enabled	True [default] False Inherit from template
Passive Checks Enabled	True [default] False Inherit from template
Duplicate for each host data	

- **Retry Interval**
 - defines the number of minutes before scheduling a re-check if the last one returned a non-OK state
 - value is taken from templates if any, or default value is filled
- **Active Checks Enabled**
 - defines if scheduled will be enabled or not for this check
 - value is taken from templates if any, or default value is filled
- **Passive Checks Enabled**
 - defines if passive value will be enabled or not
 - value is taken from templates if any, or default value is filled
- **Duplicate for each host data**
 - used to generate many instances of the checks, based on a list of Values from DATA
 - the value must be an existing KEY of DATA, registered on one or more host the check applies on
 - value is empty by default

Notifications

Notification is a form displaying all required fields to configure notifications properties :

- **Notification Enabled**
 - used to enable or disable notifications for the check
 - value is taken from templates if any, or enabled by default
- **Contacts**
 - multi-value field, used to define contacts to notify
 - values are taken from [Contact Configuration](#), displayed as a list of name
 - value is taken from templates if any, or none by default
- **Contact Groups**
 - multi-value field, used to define contact groups to notify
 - values are taken from [Contact Group Configuration](#), displayed as a list of name
 - value is taken from templates if any, or default value is provided
- **Notification Interval**
 - used to set the number of minutes before re-notifying contacts
 - value is taken from templates if any, or default value is provided
- **Notification Period**
 - directive used to specify the time period during notifications will be sent
 - list of value corresponds to [Time Periods](#) defined
 - value is taken from templates if any, or default value is provided
- **Notification Options**
 - list of flags, used to determine what state should generate a notification
 - field is a list of values separated by a comma :
 - **w** : warning
 - **c** : critical
 - **u** : unknown
 - **r** : recovery
 - **f** : flapping
 - **s** : scheduled downtime
 - **n** : none
 - list of value is taken from templates if any, or default value is provided (c,w,u,r,f)

- **First notification delay**
 - number of minutes, used to set the delay before sending a notification
 - if 0 is provided, notifications are sent immediately for the check
 - value is taken from templates if any, or default value is provided
- **Escalations**
 - multi values field, used to set escalations object on the check
 - list of values is taken from [Escalation Configuration](#)
 - value is taken from templates if any, or default value is provided

Advanced

Advanced form is used to set advanced features of monitoring.

Following values can be set :

- **Poller Tag**
 - this field provides a list of Pollers configured (see [Define new pollers](#))
 - only one value can be provided
 - value is taken from templates if any, or default value is provided
- **Priority**
 - the priority is a feature used to show the criticality level of checks, taking value from 1 to 6
 - there is no impact on check method or notifications
 - by default, level of Check Template is used
- **Obsess Over Service**
 - used to determine if check will be obsessed or not
 - useful to launch a command after every completed check, using the `oscp`

- **Check Freshness**
 - used to determine if freshness must be enabled or disabled
 - value is taken from templates if any, or default value is provided
- **Freshness Threshold**
 - used to set the freshness threshold, in seconds
 - if 0 is provide das value, Shinken will try to set it automaticaly
 - value is taken from templates if any, or default value is provided
- **Process Perf Data**
 - used to enable or disable the Perf Data Process for the check
 - value is taken from templates if any, or default value is provided
- **Flap Detection Enabled**
 - used to enable or disable the flap detection for the check
 - value is taken from templates if any, or default value is provided
- **Flapping Options**
 - used to determine what host states should be used to detect flapping
 - value is a list of comma seperated flags, making a combination of following values :
 - **o** : OK
 - **c** : CRITICAL
 - **w** : WARNING
 - **u** : UNKNOWN
- **Check Freshness**
 - used to determine if freshness must be enabled or disabled
 - value is taken from templates if any, or default value is provided
- **Freshness Threshold**
 - used to set the freshness threshold, in seconds
 - if 0 is provide das value, Shinken will try to set it automaticaly
 - value is taken from templates if any, or default value is provided
- **Process Perf Data**
 - used to enable or disable the Perf Data Process for the check
 - value is taken from templates if any, or default value is provided
- **Flap Detection Enabled**
 - used to enable or disable the flap detection for the check
 - value is taken from templates if any, or default value is provided

- **Flapping Options**
 - used to determine what host states should be used to detect flapping
 - value is a list of comma seperated flags, making a combination of following values :
 - **o** : OK
 - **c** : CRITICAL
 - **w** : WARNING
 - **u** : UNKNOWN
 - value is taken from templates if any, or default value is provided
- **Low Flap**
 - percentage used to determine the low state threshold for the flap detection calculation
 - value is set using an horizontal cursor
 - if value of 0 is provided, the global threshold will be used
 - default value is 0
- **High Flap**
 - percentage used to determine the high state threshold for the flap detection calculation
 - value is set using an horizontal cursor
 - if value of 0 is provided, the global threshold will be used
 - default value is 0
- **Automatic Event Handler**
 - value used to determine if event handler is enabled or disabled
 - value is taken from templates if any, or default value is provided
- **Event Handler command**
 - used to set the command that should be run when a change of state is detected
 - field is a list of [Commands](#) configured
 - Args can be provided to the selected command
 - value is taken from templates if any, or default value is provided
- **Business impact modulations**
 - used to set modulation using [Business Impact Modulation](#) objects
 - the field is a list of [Business Impact Modulation](#) objects
 - value is taken from templates if any, or default value is provided
- **Data modulations**
 - used to set a modulation of macro values, giving possibility to set different threshold based on time period
 - the field is a list of [Data Modulation](#)
 - value is taken from templates if any, or default value is provided