


Apply Page

Changes Page

Changes Page is used to show Changes, and to allow Administrators to apply changes.

The page is accessible by using the link in the top Menu.



Access to Changes Page

The page is divided in two sections :

- A left Menu allowing to Check and Apply Configuration
- A Center Panel showing Changes detected since last apply

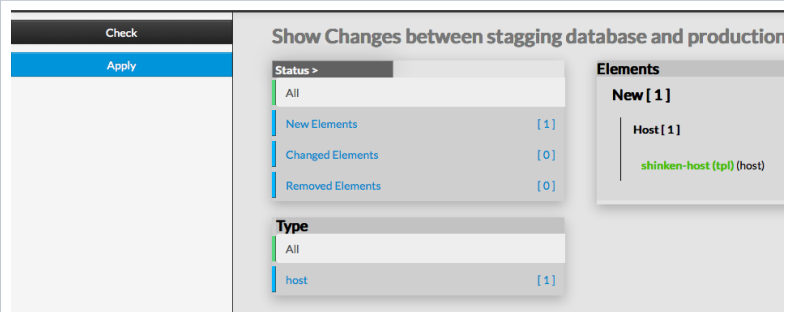
Show Changes Panel allow Administrators to see every changes made, with a detailed view of elements involved.

A first table show changes ordered by Status :

- New Elements
- Changed Elements
- Removed Elements

A second Table shows same changes, orderd by Type :

- Host
- Services
- Contacts
- etc.



By default, the view shows all Status. To look for different Status or Types, Administrators can use link of each Status or Type.

The detailed view located on the right, allow Administrators to click on the element modified, taking Administrators to the Configuration Page of the selec

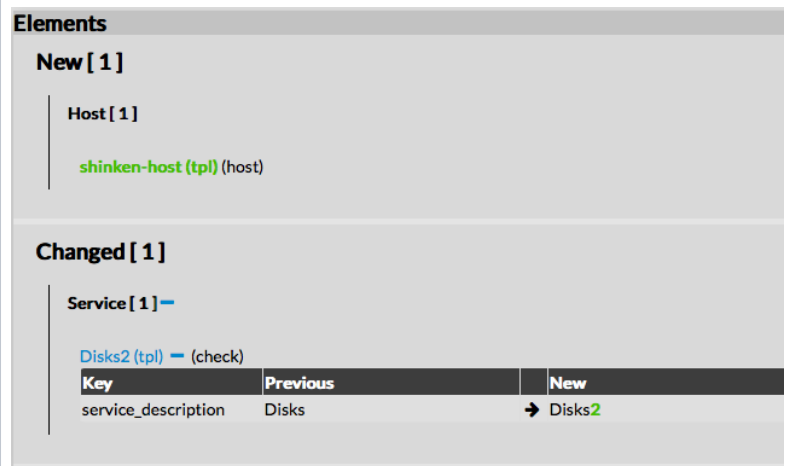
Changed elements are well identified, so Administrators know what changes have been made.

In this example, a Service has been modified.

The details table shows that this service was previously named Disks, and has been renamed to Disks2.

Within this advanced feature, an Administrator is able to revise a mistake,

or simply go back to his changes.





Check Action

Check button is used to verify that the configuration is correct before applying.

This action is very important when lots of modifications are made, especially when deletion has been made. Status and Result of check operation is show Section.

| | |
|---|--|
| <p>A valid configuration checked :</p> <div data-bbox="155 210 708 516"> <p>Check</p> <p>Apply</p> <p>Configuration check is OK. You can now Apply it to your monitoring production.</p> </div> | <p>An invalid configuration checked :</p> <div data-bbox="724 210 1495 516"> <p>Check</p> <p>Apply</p> <p>Configuration check in error (at Mon, 07 Sep 2015 16:45:16 GMT)</p> <p>Configuration is incorrect, sorry, I bail out</p> <p>ERROR: [Shinken] [module] unknown ActiveDir_UI module from WebUI</p> <p>ERROR: [Shinken] The key /etc/shinken/user.key is no more valid, skipping it</p> <p>ERROR: [Shinken] No valid key found, will limit the number of hosts to 20</p> <p>ERROR: [Shinken] [host::cas2] incorrect type for property 'notification_interval' of 'cas2'</p> <p>ERROR: [Shinken] [items] In cas2 is incorrect ; from unknown</p> </div> |
|---|--|

Apply Action

| | |
|--|--|
| <p>The apply action will save your staging database on your production database.</p> | <div data-bbox="724 640 1284 846"> <p>Apply</p> <p>Committing configuration into production database. </p> </div> |
| <p>You should wait until the reload is in progress.</p> | <div data-bbox="724 867 1284 957"> <p>Reload in progress. </p> </div> |
| <p>And when show you when the reload will be OK.</p> | <div data-bbox="724 972 1284 1123"> <p>Apply</p> <p>Reload OK.</p> </div> |