

Overview

The manage tab is splitted in 2 rows :

- Action buttons
- Scheduled Downtimes (the list of planned downtime)



Note: An error could be displayed on the top of this tab if the backend server has a gap of more than 30 seconds with the computer displaying the UI Visualisation portal.

Having a difference between your computer and the server will prevent you to schedule good downtime.

Summary

Manage

Checks

Dependency Graph

Historic

Graphics

Backend local time has gap of more than 30 seconds (16hour 8minute 30second)

Schedule downtime

Submit check result

Acknowledge

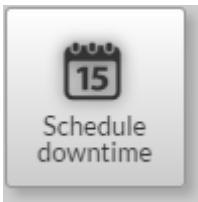
Recheck now

Downtime :

No downtime set for this host

Action buttons

Schedule Downtime button



- It opens a pop-up with two calendars and two selectors for hours.
- You have to define the Start and the End of the downtime period.
- Even if not mandatory, we advise you to add a comment as it will be very useful for anybody looking at the list of planned downtime. The purpose of the downtime will be displayed in the list of downtime.

Define Downtime period for Shinken

Backend local time has gap of more than 30 seconds (16hour 8minute 30second)

Start Day

September 2015

	Sun	Mon	Tue	Wed	Thu	Fri	Sat
36	30	31	01	02	03	04	05
37	06	07	08	09	10	11	12
38	13	14	15	16	17	18	19
39	20	21	22	23	24	25	26
40	27	28	29	30	01	02	03
41	04	05	06	07	08	09	10

End Day

September 2015

	Sun	Mon	Tue	Wed	Thu	Fri	Sat
36	30	31	01	02	03	04	05
37	06	07	08	09	10	11	12
38	13	14	15	16	17	18	19
39	20	21	22	23	24	25	26
40	27	28	29	30	01	02	03
41	04	05	06	07	08	09	10

Start Time

16 : 37

End Time

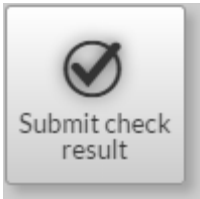
17 : 37

Comment

enter comment

SUBMIT CANCEL

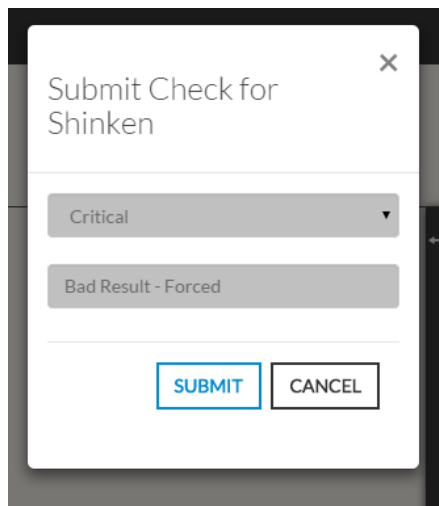
Submit check result button



- This button opens a modal form to force the status of the element

Note: On submit, the element status will be updated with your selection and the new output will be displayed in the [Summary tab](#).

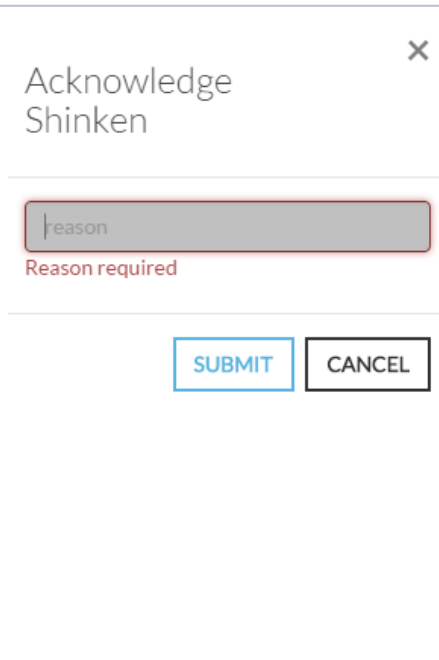
The new "forced" status will only be valid until the next check.



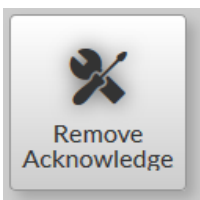
Acknowledge



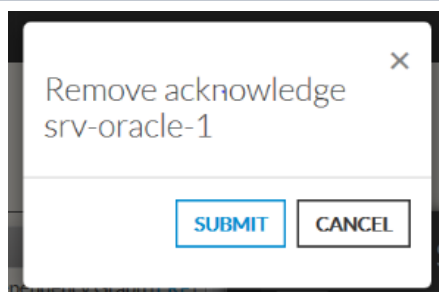
- This button opens a modal form to acknowledge the current status of the host.
- The acknowledgement informs that the issue (Critical, Warning, Unknown) has been taken into account by a user.
 - A text describing the reason is required to submit the acknowledge.
 - The context of the Element will change to Acknowledge (See [Status & Context](#))



Remove Acknowledge



- This button opens a modal form to remove the current Acknowledge context set on the element.



Recheck Now

- This button force a check request to the Shinken Enterprise Backend for the host status.

Downtimes scheduled

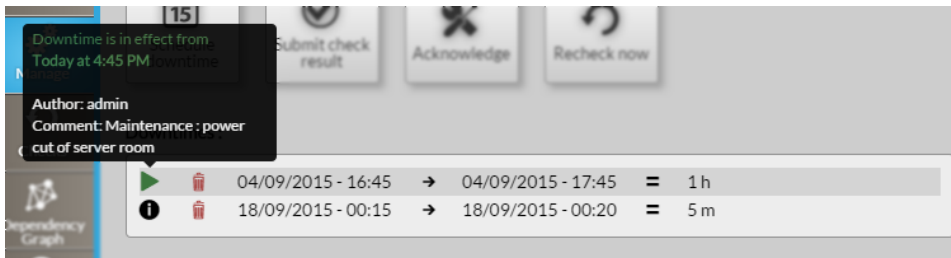
If there is no downtime defined for the host



- the list of downtime is empty (like the first image in 'overview').

Downtime :


No downtime set for this host

Otherwise scheduled downtimes are listed:



- Each downtime line indicates Start Date/Time → End Date/Time = Duration
 - The first icon , on hover, shows the author of the downtime and his comment (like explained in "Action Buttons : Schedule downtime").
 - **If a downtime is in progress:**
 - This icon is replaced by  icon (like shown in this picture, in green).
 - It will be specified in a tooltip.
 - The context of the element is set to downtime (see [Status & Context](#))



- **To delete a downtime**, you just have to click on bin icon  in the downtime row.